
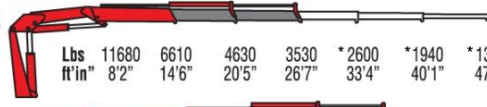
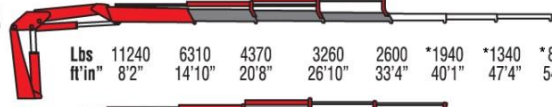

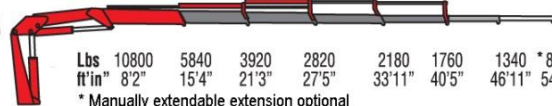




Amco Veba 815 - 15 tm available with up to 5 hydraulic extensions



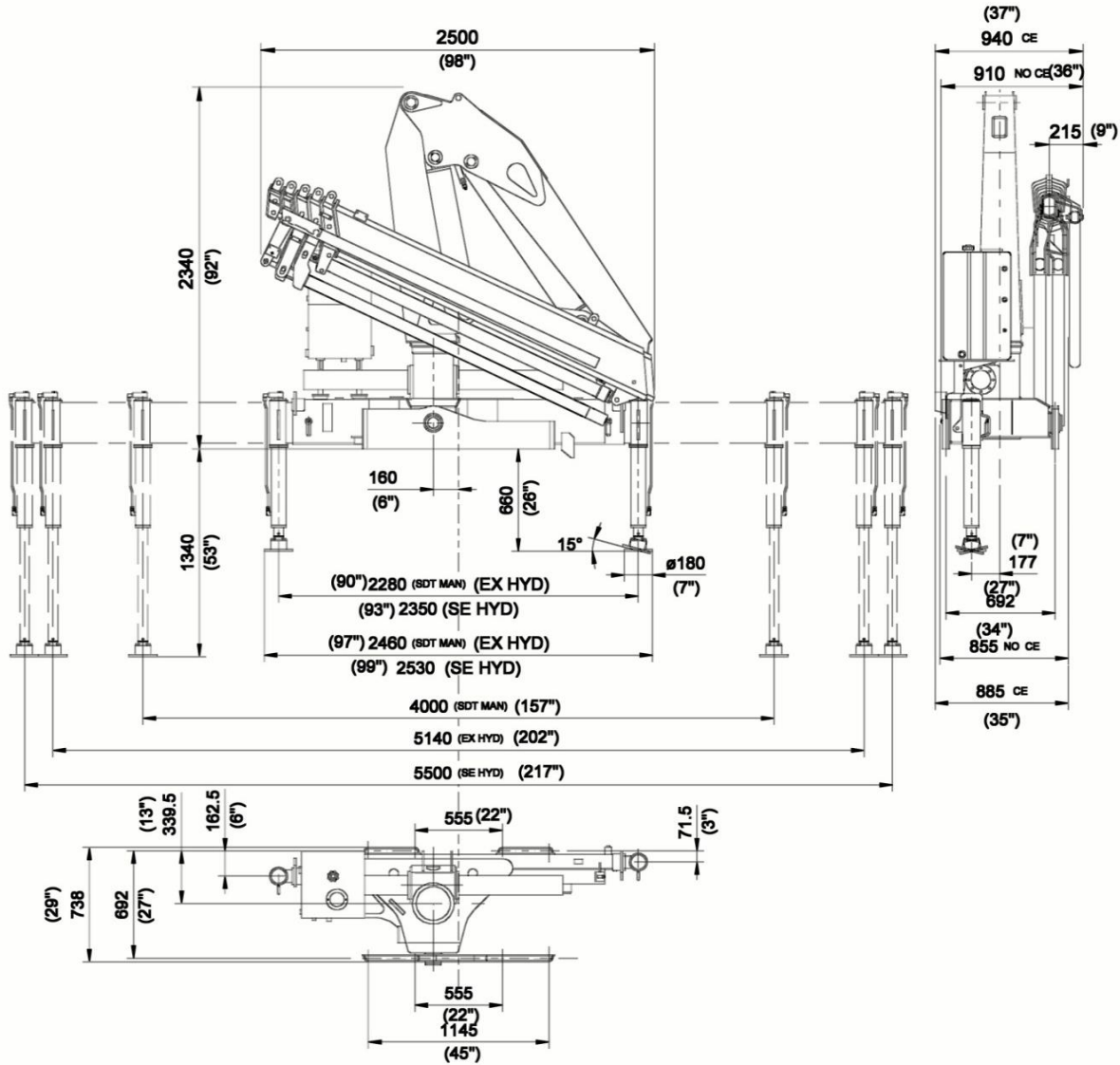
REACH @ CAPACITY																			
<b>1S</b>	 <table border="1"> <tr> <td>Lbs</td> <td>12240</td> <td>7050</td> <td>4940</td> </tr> <tr> <td>ft'in"</td> <td>8'2"</td> <td>14'3"</td> <td>20'2"</td> </tr> </table>	Lbs	12240	7050	4940	ft'in"	8'2"	14'3"	20'2"										
Lbs	12240	7050	4940																
ft'in"	8'2"	14'3"	20'2"																
<b>2S</b>	 <table border="1"> <tr> <td>Lbs</td> <td>11680</td> <td>6610</td> <td>4630</td> <td>3530</td> <td>*2600</td> <td>*1940</td> <td>*1340</td> </tr> <tr> <td>ft'in"</td> <td>8'2"</td> <td>14'6"</td> <td>20'5"</td> <td>26'7"</td> <td>33'4"</td> <td>40'1"</td> <td>47'4"</td> </tr> </table>	Lbs	11680	6610	4630	3530	*2600	*1940	*1340	ft'in"	8'2"	14'6"	20'5"	26'7"	33'4"	40'1"	47'4"		
Lbs	11680	6610	4630	3530	*2600	*1940	*1340												
ft'in"	8'2"	14'6"	20'5"	26'7"	33'4"	40'1"	47'4"												
<b>3S</b>	 <table border="1"> <tr> <td>Lbs</td> <td>11240</td> <td>6310</td> <td>4370</td> <td>3260</td> <td>2600</td> <td>*1940</td> <td>*1340</td> <td>*840</td> </tr> <tr> <td>ft'in"</td> <td>8'2"</td> <td>14'10"</td> <td>20'8"</td> <td>26'10"</td> <td>33'4"</td> <td>40'1"</td> <td>47'4"</td> <td>54'3"</td> </tr> </table>	Lbs	11240	6310	4370	3260	2600	*1940	*1340	*840	ft'in"	8'2"	14'10"	20'8"	26'10"	33'4"	40'1"	47'4"	54'3"
Lbs	11240	6310	4370	3260	2600	*1940	*1340	*840											
ft'in"	8'2"	14'10"	20'8"	26'10"	33'4"	40'1"	47'4"	54'3"											
<b>4S</b>	 <table border="1"> <tr> <td>Lbs</td> <td>11020</td> <td>6080</td> <td>4120</td> <td>3020</td> <td>2350</td> <td>1940</td> <td>*1340</td> <td>*840</td> </tr> <tr> <td>ft'in"</td> <td>8'2"</td> <td>15'1"</td> <td>21'0"</td> <td>27'2"</td> <td>33'8"</td> <td>40'1"</td> <td>47'4"</td> <td>54'3"</td> </tr> </table>	Lbs	11020	6080	4120	3020	2350	1940	*1340	*840	ft'in"	8'2"	15'1"	21'0"	27'2"	33'8"	40'1"	47'4"	54'3"
Lbs	11020	6080	4120	3020	2350	1940	*1340	*840											
ft'in"	8'2"	15'1"	21'0"	27'2"	33'8"	40'1"	47'4"	54'3"											
<b>5S</b>	 <table border="1"> <tr> <td>Lbs</td> <td>10800</td> <td>5840</td> <td>3920</td> <td>2820</td> <td>2180</td> <td>1760</td> <td>1340</td> <td>*840</td> </tr> <tr> <td>ft'in"</td> <td>8'2"</td> <td>15'4"</td> <td>21'3"</td> <td>27'5"</td> <td>33'11"</td> <td>40'5"</td> <td>46'11"</td> <td>54'3"</td> </tr> </table> <p>* Manually extendable extension optional</p>	Lbs	10800	5840	3920	2820	2180	1760	1340	*840	ft'in"	8'2"	15'4"	21'3"	27'5"	33'11"	40'5"	46'11"	54'3"
Lbs	10800	5840	3920	2820	2180	1760	1340	*840											
ft'in"	8'2"	15'4"	21'3"	27'5"	33'11"	40'5"	46'11"	54'3"											

SPECIFICATIONS	1S	2S	3S	4S	5S
Number of Extensions	1-Hydraulic	2-Hydraulic	3-Hydraulic	4-Hydraulic	5-Hydraulic
Crane Rating (ft. lbs.)	101,000 (15 tm)	101,000 (15 tm)	101,000 (15 tm)	101,000 (15 tm)	101,000 (15 tm)
Max. Horizontal Reach - hydraulic	20'2"	26'7"	33'4"	40'1"	46'11"
Max. Vertical Reach - hydraulic	31'10"	38'1"	44'7"	51'2"	57'9"
Max. Capacity (lbs.)	4940	3530	2600	1940	1340
Crane Weight (lbs.)	3680	3970	4230	4450	4630
Crane Dimensions	97"x93"x32"	97"x93"x32"	97"x93"x32"	98"x93"x32"	99"x93"x36"
Mounting Space	8'1"x2'10"x7'9"	8'1"x2'10"x7'9"	8'1"x2'10"x7'9"	8'1"x2'10"x7'9"	8'1"x2'10"x7'9"
Slewing Angle (degrees)	380	380	380	380	380
Oil Tank Capacity (gallons)	26.4	26.4	26.4	26.4	26.4
Max. Oil Flow (gpm)	6.6	6.6	6.6	6.6	6.6
Max. Working Pressure (psi)	4206	4206	4206	4206	4206
Outrigger Extention	13'1"	13'1"	13'1"	13'1"	13'1"

STANDARD FEATURES
Dual side controls - except with remote
Hexagonal extension cylinders
Sliding pads on telescopic extensions
Flanged Valves
Self lubricating bushings
Oil tank
Din and JIC fittings
Designed in accordance with EN 12999
Fatigue test classifications: B3
Rack and pinion rotation
Manually extendable stabilizers
One year warranty

ACCESSORIES
RRS radio remote
Manual extensions
Optional load limiting device
Extra function to boom tip
Extra valve function for winch
Winch
Pressure gauge
Gear pump
Winch plate
Turning stabilizers
Extra side extension of stabilizers
Stabilizers with hydraulic extensions

**DIMENSIONS  
815 5S**



Rev. 2014-06

6 / 26

**SPECIAL FEARES**

\*Optional

\*Only with CE or Radio Remote

**RRS**  
RADIO REMOTE STANDARD  
**Radio Remote Control**

The operator can control the crane with high precision proportional levers in every position, and in doing so, can supervise the loading and unloading operations. That means a time savings and greater safety. The operator can also control the truck engine start, stop and acclerator with the remote control. All of the remote controls used by AMCO VEBA have an identification code and are shielded from electro-magnetic fields and from external radio signals.



**EBB**  
**Electronic Black Box**

Amco Veba has designed this control motherboard to ensure an effective and reliable control of the crane in every working condition. The operator can read on the display all information about the state of the crane, of the accessories and if the routine maintenance. All components are designed according to automotive industry standards and ensure the highest reliability.

**SGS**  
**Sprint Generation System**  
The purpose of SGS system is to increase the extensions speed without affecting the crane. safety.